

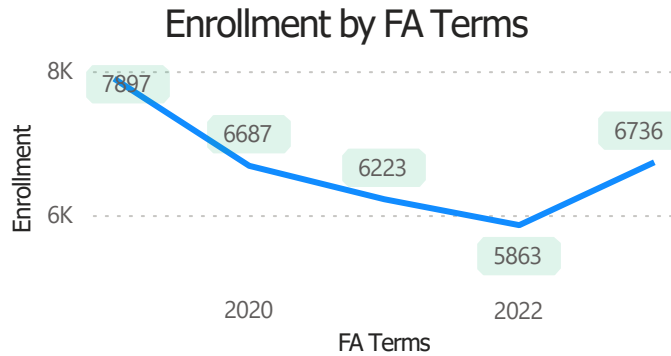


Created by : Prachi Samant  
: ORPIE

## Student Enrollment

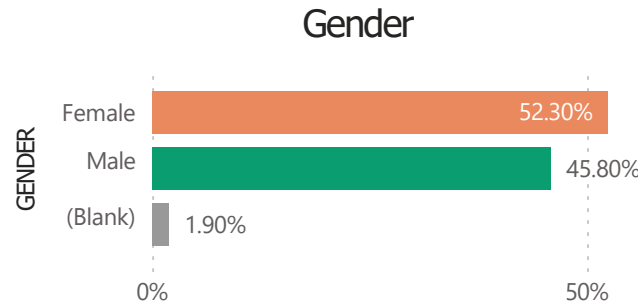
Headcount : 6736

FTES :



Low SES	Counts	% of GT
No	3801	56.98%
Yes	2935	43.02%
<b>Total</b>	<b>6736</b>	<b>100.00%</b>

Ethnicity	Counts	% of GT
Hispanic	2451	36.66%
Asian	1875	27.79%
White	1004	14.70%
Filipino	522	7.67%
Two or More	363	5.31%
African American/African	264	3.90%
Unknown	195	3.05%
Pacific Islander	48	0.71%
American Indian/Alaskan Native	14	0.22%
<b>Total</b>	<b>6736</b>	<b>100.00%</b>



Student Type	Counts	% of GT
Continuing Student	3479	50.94%
First Time Student	1105	17.37%
Transfer Student	932	14.51%
Concurrent - HS Student	581	9.12%
Returning Student	639	8.05%
<b>Total</b>	<b>6736</b>	<b>100.00%</b>

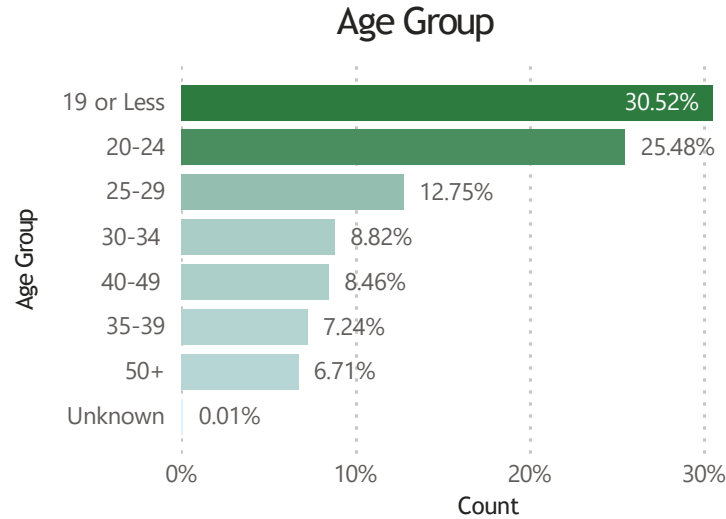
Education Level	Counts	% of GT
Received High School Diploma	3664	55.02%
Bachelor Degree or higher	954	13.39%
Special Admit enrolled K-12	583	9.16%
Foreign 2ndr Diploma/Cert Grad	403	5.99%
Associate Degree	373	5.19%
GED/HS Cert Equiv/Completion	277	4.07%
Not graduate/not enrolled HS	203	3.04%
	101	1.54%
Certificate of CA HS Profic.	91	1.33%
Enrolled Adult School	62	0.92%
Unknown / unreported	25	0.35%
<b>Total</b>	<b>6736</b>	<b>100.00%</b>

FirststatMC	Counts	% of GT
Yes	2241	34.85%
No	4495	65.15%
<b>Total</b>	<b>6736</b>	<b>100.00%</b>

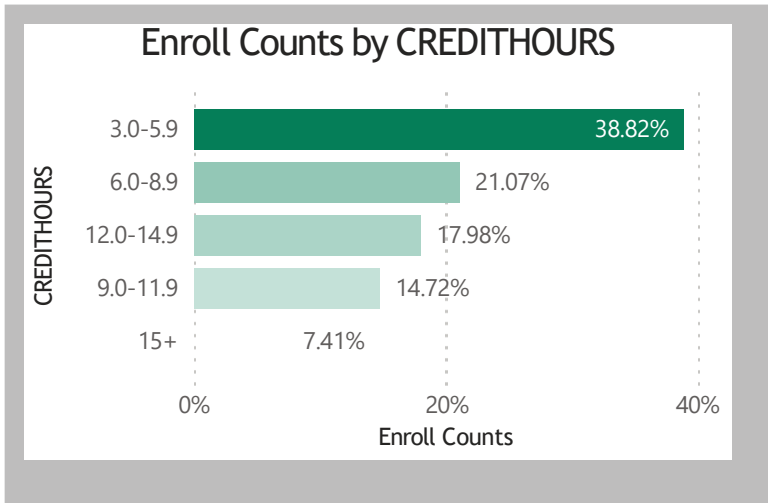
Citizenship	Counts	% of GT
US Citizen	5480	80.89%
Non-US Citizen-Permanent Res	623	9.37%
Non-US Citizen-Other Status	322	4.96%
Non-US Ctnz-Student Visa F1 M1	108	1.64%
Non-US Citizen-Refuge/Asylee	77	1.19%
Non-US Citizen-Temp. Resident	53	0.81%
	42	0.64%
Status Unknown/Uncollected	31	0.49%
<b>Total</b>	<b>6736</b>	<b>100.00%</b>



Resident Type	Counts	% of GT
In state Resident	5712	84.07%
Concurrent / High School	558	8.76%
Out of state Resident	216	3.36%
AB540 Waiver	125	1.89%
Foreign	113	1.72%
Undeclared	11	0.17%
Military/VACA Out of State	1	0.02%
<b>Total</b>	<b>6736</b>	<b>100.00%</b>



CITY	Counts	% of GT
San Jose	2858	47.64%
Santa Clara	1217	20.61%
Milpitas	666	11.18%
Sunnyvale	615	10.40%
Fremont	201	3.46%
Mountain View	108	1.79%
Campbell	70	1.14%
Los Gatos	62	1.03%
Cupertino	57	0.95%
Morgan Hill	54	0.92%
Gilroy	53	0.88%
<b>Total</b>	<b>5961</b>	<b>100.00%</b>



Ed Goal	Counts	%GT PIDM
Associate & transfer to 4-yr	2429	36.40%
Undecided on goal	788	11.89%
Transfer to 4-year w/o Asso.	615	9.27%
2-yr associate degree	550	7.97%
Educational development	432	6.29%
Vocational certificate	324	4.75%
Prep for new career/job skill	319	4.67%
Improve basic skills	227	3.27%
Discovery-career interest/goal	206	3.07%
Adv in career/update jobskills	192	2.67%
Mtg 4-yr college req-4yr stud	191	2.86%
Credit for HS diploma/GED	162	2.54%
	144	2.05%
Maintain certificate/license	118	1.72%
2-yr vocation degree	29	0.43%
Move noncr to credit coursewrk	9	0.14%
Uncollected/unreported	1	0.02%
<b>Total</b>	<b>6736</b>	<b>100.00%</b>