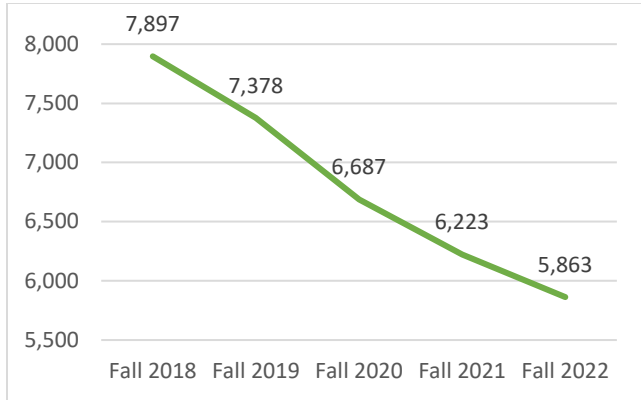




MISSION COLLEGE FACT SHEET FALL 2022

STUDENT ENROLLMENT	
Unduplicated Headcount	5863
Full-time Equivalent (FTES)	1990.75

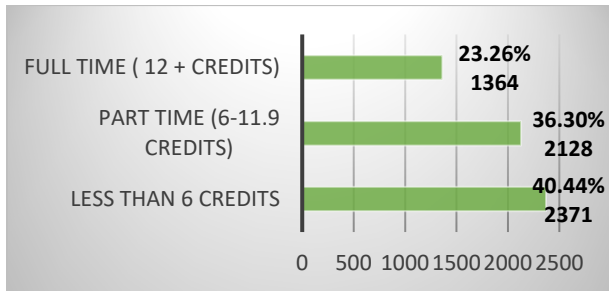
FIVE YEAR TREND



ENROLLMENT STATUS		
Continuing Student	3111	53.06%
Transfer Student	852	14.53%
First Time Student	841	14.34%
Returning Student	586	9.99%
Concurrent - HS Student	473	8.07%

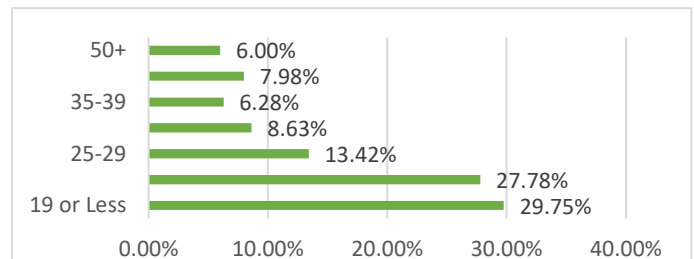
First Time at Mission		
No	4102	69.96%
Yes	1761	30.04%

ATTENDANCE STATUS

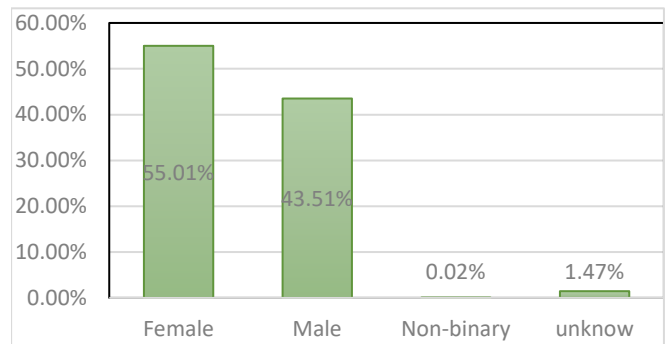


ETHNICITY		
Hispanic	2009	34.27%
Asian	1758	29.98%
White	878	14.98%
Filipino	470	8.02%
Two or More	344	5.87%
African American/African	231	3.94%
Unknown	143	2.44%
Pacific Islander	25	0.43%
American Indian/Alaskan Native	5	0.09%

AGE



GENDER



LOW Socio-Economic		
No	3279	55.93%
Yes	2575	43.92%
Unknown	9	0.15%

MISSION COLLEGE FACT SHEET FALL 2022

EDUCATIONAL GOAL		
Associate & transfer to 4-yr	2214	37.76%
Undecided on goal	645	11.00%
Transfer to 4-year w/o Asso.	588	10.03%
2-yr associate degree	478	8.15%
Educational development	365	6.23%
Prep for new career/job skill	269	4.59%
Vocational certificate	223	3.80%
Improve basic skills	217	3.70%
Other/unknown	210	3.58%
Mtg 4-yr college req-4yr stud	176	3.00%
Adv in career/update job skills	169	2.88%
Credit for HS diploma/GED	125	2.13%
Discovery-career interest/goal	116	1.98%
Maintain certificate/license	59	1.01%
Move noncr to credit coursework	9	0.15%

STUDENT EDUCATIONAL LEVEL		
Received High School Diploma	3319	56.61%
Bachelor Degree or higher	798	13.61%
Special Admit enrolled K-12	475	8.10%
Foreign 2ndr Diploma/Cert Grad	401	6.84%
Associate Degree	315	5.37%
GED/HS Cert Equiv/Completion	168	2.87%
Not graduate/not enrolled HS	129	2.20%
Unknown / unreported	154	2.63%
Certificate of CA HS Profic.	64	1.09%
Enrolled Adult School	40	0.68%

CITIZENSHIP		
US Citizen	4780	81.53%
Permanent Residents	601	10.25%
Non-US Citizen-Other Status	260	4.43%
Non-US Ctzr-Student Visa F1 M1	77	1.31%
Non-US Citizen-Temp. Resident	66	1.13%
Non-US Citizen-Refugee/Asylee	50	0.85%
Status Unknown/Uncollected	29	0.49%

Residence (Cities with nearly 50 students)		
San Jose	2543	43.37%
Santa Clara	1003	17.11%
Milpitas	562	9.59%
Sunnyvale	518	8.84%
Fremont	168	2.87%
Mountain View	81	1.38%
Campbell	77	1.31%
Los Gatos	53	0.90%
Morgan Hill	52	0.89%
Saratoga	49	0.84%

Official Residence		
AB540 Waiver	128	2.18%
Concurrent / High School	473	8.07%
Foreign	84	1.43%
In state Resident	5013	85.50%
Mission Early College High Sch	1	0.02%
Out of state Resident	161	2.75%
Undeclared	3	0.05%